

UCHIDA Fire Resistant Electronic Digital Safer




Model PB-S

External W484 x D433 x H372 (mm)
Internal W354 x D267 x H214 (mm)
Weight 53kg Capacity 20L
Accessories 1 Tray



Model PB-T

External W344 x D433 x H512 (mm)
Internal W214 x D267 x H354 (mm)
Weight 53kg Capacity 20L
Accessories 1 Tray



Model PB-K

BEST SELLER

External W463 x D512 x H665 (mm)
Internal W325 x D335 x H470 (mm)
Weight 105kg Capacity 50L
Accessories 1 Tray 1 Shelf



Model PB-90

External W590 x D593 x H760 (mm)
Internal W450 x D355 x H560 (mm)
Weight 155kg Capacity 90L
Accessories 1 Drawer 1 Shelf



Model PB-115


External W590 x D593 x H930 (mm)
Internal W450 x D355 x H720 (mm)
Weight 190kg Capacity 115L
Fire Resistant: 2 hours
Accessories 1 Drawer 1 Shelf



Model PB-170


BEST SELLER

External W590 x D593 x H1270 (mm)
Internal W450 x D355 x H1060 (mm)
Weight 250kg Capacity 170L
Fire Resistant: 2 hours
Accessories 1 Drawer 2 Shelves



Model PB-103

External W750 x D692 x H1300 (mm)
Internal W574 x D460 x H1049 (mm)
Weight 375kg Capacity 277L
Fire Resistant: 2 hours
Accessories 1 Drawer 3 Shelves



Model PB-104

External W750 x D692 x H1448 (mm)
Internal W574 x D460 x H1197 (mm)
Weight 407kg Capacity 316L
Fire Resistant: 2 hours
Accessories 1 Drawer 3 Shelves



Model PB-105

External W750 x D692 x H1750 (mm)
Internal W574 x D460 x H1499 (mm)
Weight 493kg Capacity 396L
Fire Resistant: 2 hours
Accessories 1 Drawer 4 Shelves



Model PB-410

External W1042 x D687 x H1270 (mm)
Internal W886 x D440 x H1050 (mm)
Weight 400kg Capacity 410L
Fire Resistant: 2 hours
Accessories 2 Drawers 2 Shelve



Model PB-526

External W1042 x D687 x H1570 (mm)
Internal W886 x D440 x H1350 (mm)
Weight 550kg Capacity 526L
Fire Resistant: 2 hours
Accessories 2 Drawers 3 Shelve



Model PB-620

External W1042 x D687 x H1810 (mm)
Internal W886 x D440 x H1590 (mm)
Weight 640kg Capacity 620L
Fire Resistant: 2 hours
Accessories 2 Drawers 3 Shelve

Electronic Digital Lock Plus Keylock



- Electronic digital lock plus keylock for dual protection.
- Japanese engineered high reliability LSI digital lock specially developed for our safe.
- 2-8 digit secret combination numbers can be changed by user whenever desired.
- A low volt (DC 6V) safer safe.
- Newest design well matched to any modern home and office.

Keyboard

Well sophisticated electronic locking mechanism with an access code known only to you. LCD display has backlight to enable to operate the safe even in dark place.



KICHONG OFFICE EQUIPMENT SDN. BHD.
51, Jalan 2/90, Taman Pertama, Jalan Cheras,
56100 Kuala Lumpur, Malaysia.
Tel: +603 9284 2033 | Fax: +603 9284 8415

SHOP AT ONLINE
www.officeequipment2u.com

Your Trusted Office Equipment Supplier



UCHIDA



Model S **BEST SELLER**
 External W484 x D433 x H372 (mm)
 Internal W354 x D267 x H214 (mm)
 Weight 53kg Capacity 20L
 Fire Resistant: 2 hours
 Accessories 1 Tray




Model T
 External W344 x D433 x H512 (mm)
 Internal W214 x D267 x H354 (mm)
 Weight 53kg Capacity 20L
 Fire Resistant: 2 hours
 Accessories 1 Tray




Model K **BEST SELLER**
 External W463 x D512 x H665 (mm)
 Internal W325 x D335 x H470 (mm)
 Weight 105kg Capacity 50L
 Fire Resistant: 2 hours
 Accessories 1 Tray 1 Shelf



Model E-90
 External W590 x D593 x H760 (mm)
 Internal W450 x D355 x H560 (mm)
 Weight 155kg Capacity 90L
 Fire Resistant: 2 hours
 Accessories 1 Drawer 1 Shelf




Model E-115
 External W590 x D593 x H930 (mm)
 Internal W450 x D355 x H720 (mm)
 Weight 190kg Capacity 115L
 Fire Resistant: 2 hours
 Accessories 1 Drawer 1 Shelf



Model E-170 **BEST SELLER**
 External W590 x D593 x H1270 (mm)
 Internal W450 x D355 x H1060 (mm)
 Weight 250kg Capacity 170L
 Fire Resistant: 2 hours
 Accessories 1 Drawer 2 Shelves



Model ME-103
 External W750 x D692 x H1300 (mm)
 Internal W574 x D460 x H1049 (mm)
 Weight 375kg Capacity 277L
 Fire Resistant: 2 hours
 Accessories 1 Drawer 3 Shelves




Model ME-104
 External W750 x D692 x H1448 (mm)
 Internal W574 x D460 x H1197 (mm)
 Weight 407kg Capacity 316L
 Fire Resistant: 2 hours
 Accessories 1 Drawer 3 Shelves



Model ME-105
 External W750 x D692 x H1750 (mm)
 Internal W574 x D460 x H1499 (mm)
 Weight 493kg Capacity 396L
 Fire Resistant: 2 hours
 Accessories 1 Drawer 4 Shelves



Model E-410
 External W1042 x D687 x H1270 (mm)
 Internal W886 x D440 x H1050 (mm)
 Weight 400kg Capacity 410L
 Fire Resistant: 2 hours
 Accessories 2 Drawers 2 Shelves



Model E-526
 External W1042 x D687 x H1570 (mm)
 Internal W886 x D440 x H1350 (mm)
 Weight 550kg Capacity 526L
 Fire Resistant: 2 hours
 Accessories 2 Drawers 3 Shelves



Model E-620
 External W1042 x D687 x H1810 (mm)
 Internal W886 x D440 x H1590 (mm)
 Weight 640kg Capacity 620L
 Fire Resistant: 2 hours
 Accessories 2 Drawers 3 Shelves

