

## CUPBOARDS

### Full-Height Cupboard




Glass Sliding Door with 3 adjustable shelves  
- **YMI 206**  
1829 (H) x 914 (W) x 457 (D) mm



Steel Sliding Door with 3 adjustable shelves  
- **YMI 205**  
1829 (H) x 914 (W) x 457 (D) mm



Steel Swing Door with 3 adjustable shelves  
- **YMI 204**  
1829 (H) x 914 (W) x 457 (D) mm




Complete knock-down (CKD)  
in flat-pack.

\*For export (YMI-204)  
20' container fits 216 units  
40' container fits 449 units

## CUPBOARDS


### Half-Height Cupboard



Glass Sliding Door with 1 adjustable shelf  
- **YMI 201**  
914 (H) x 914 (W) x 457 (D) mm



Steel Sliding Door with 1 adjustable shelf  
- **YMI 202**  
914 (H) x 914 (W) x 457 (D) mm



Steel Swing Door with 1 adjustable shelf  
- **YMI 203**  
914 (H) x 914 (W) x 457 (D) mm



Complete knock-down (CKD)  
in flat-pack.


\*For export (YMI-203)  
20' container fits 342 units  
40' container fits 576 units

## LOCKER


Made of steel and epoxy powder coated, YMI lockers are most suitable for shopping complexes, theme-parks, public swimming pools, recreational clubs, resorts, school, universities, colleges, libraries, airports, bus and train terminals. They come with a selection of vibrant colors, ease of mobility, spacious, well ventilated and lockable by means of either a key-lock or latch lock for pad-locking.

- Compartment - **YMI 101** 1829(H) x 381(W) x 381(D) mm
- Compartment - **YMI 102** 1829(H) x 381(W) x 381(D) mm
- Compartment - **YMI 104** 1829(H) x 381(W) x 381(D) mm
- Compartment - **YMI 106** 1829(H) x 381(W) x 381(D) mm


\*Available in depth of 457 mm




**YMI 101**




**YMI 102**




**YMI 104**




**YMI 106**



Latch lock for pad-locking



Optional sloping top



Optional pedestal legs

## MULTI-COMPARTMENT LOCKER

3 Columns in one Group Locker

3 x 1 Compartment

- **YMI 303** 1829(H) x 914(W) x 457(D) mm

3 x 2 Compartment

- **YMI 306** 1829(H) x 914(W) x 457(D) mm

3 x 3 Compartment

- **YMI 309** 1829(H) x 914(W) x 457(D) mm

3 x 4 Compartment

- **YMI 312** 1829(H) x 914(W) x 457(D) mm

3 x 5 Compartment

- **YMI 315** 1829(H) x 914(W) x 457(D) mm

3 x 6 Compartment

- **YMI 318** 1829(H) x 914(W) x 457(D) mm




**YMI 309**

## BOLT-LESS RACK

Available in various with (914mm, 1220mm, 1524mm, 1829mm) depth (457mm & 610mm) and height (1829mm & 2438mm)

Choice of metal shelves or fiber board shelves.



## MOBILE STORAGE CABINET

*Storage solutions for today's workplace.*

YMI mobile filing cabinet is most suitable for bulk storage of documents and save up to 60% of space through eliminating aisles in conventional filing cabinets. Ideal for hospitals, warehouse, archives, hotels, legal departments and organizations that need an organized method of storage.

### MANUAL HAND PUSH SYSTEM

#### 2 Bay Depth Mobile Filing System

**YMI MC4B** - (4 Bays) 2096 (H) x 914 (W) x 2386 (L) mm

**YMI MC6B** - (6 Bays) 2096 (H) x 914 (W) x 3198 (L) mm

**YMI MC8B** - (8 Bays) 2096 (H) x 914 (W) x 4010 (L) mm

**YMI MC10B** - (10 Bays) 2096 (H) x 914 (W) x 4822 (L) mm

*\*Per Bay 406 (D) x 2096 (H) mm x 914 (W) mm*


Loading capacity - 50kg. per shelf (uniform distributed load)

Loading capacity - 250kg. per bay


Weight per bay - 60kg. (unloaded)



Suitable for hanging files and storing arch files



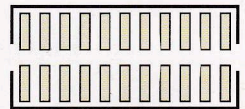
Quiet and effortless movement




Specially designed and well-constructed zinc plated track for durability and smooth operation



Push - button key lock



Standard Shelving System



**50%**

Space Saved

YMI Mobile System

### MECHANICALLY - ASSISTED SYSTEM

#### 2 Bay Depth Mobile Filing System

##### YMI 2MMB

Single Static (2-bay deep) 406 (D) x 1958 (W) x 2286 (L) mm

Single Mobile (2-bay deep) 406 (D) x 1958 (W) x 2286 (L) mm

Double Mobile (2-bay deep) 752 (D) x 1958 (W) x 2286 (L) mm

#### Specifications:

Standard Height - 2286 mm

Standard Width - 914 mm

Standard Depth - 406 mm for single-bay and 752 for double-bay

Standard configuration - from 2-bay depth (1958mm) to 6-bay depth (5614mm)



Aisle Space - minimum 762 mm

Loading Capacity - 50kg. per shelf (uniform distributed load)


Loading Capacity - 250kg. per bay

Weight per bay - 70kg. (unloaded)


Many feature : Anti-tilt, dual purpose shelf, chromed track, lockable and adjustable shelf at 25.4mm interval.



Comfortable hand-wheel



Central & safety lock with visual indicator



Tapered track cover